

# Subscription Macro for Confluence

The add-on for Confluence allows you to add a macro to confluence page for users to enter their e-mail and be part of your [Direct Mailing](#).

File	Modified
Java Archive toolkit-confluence-1.0.0.jar	Nov 24, 2017 by Nina Lokotaeva (Teamlead)

Install free add-on Useful features for Confluence by Teamlead on your Confluence instance. You can find this plugin attached to this page.

CONFIGURATION

General Configuration

Further Configuration

Backup Administration

Manage Referrers

Languages

Shortcut Links

External Gadgets

Global Templates and Blueprints

Import Templates

Recommended Updates

Email

Mail Servers

User Macros

In-app Notifications

HipChat Integration

Attachment Storage

Spam Prevention

PDF Export Language Support

Configure Code Macro

Office Connector

WebDAV Configuration

ATLASSIAN MARKETPLACE

Find new add-ons

Manage add-ons

Purchased add-ons

USERS & SECURITY

Users

Manage add-ons

You can install, update, enable, and disable add-ons here. [Find new add-ons](#).

Filter visible add-ons

User-installed

[Upload add-on](#) [Build a new add-on](#)

User-installed add-ons

> Atlassian Universal Plugin Manager Plugin

UPDATE AVAILABLE

Update

> Confluence HipChat Plugin

UPDATE AVAILABLE

Update

> Confluence Russian (Russia) Language Pack

Renew

> IM Presence NG Plugin

UPDATE AVAILABLE

Update

> Support Tools Plugin

UPDATE AVAILABLE

Update

> Table Filter and Charts for Confluence

UPDATE AVAILABLE

Free trial

> Team Calendars

Buy now

> Useful features for Confluence

Uninstall

Disable

No screenshots available

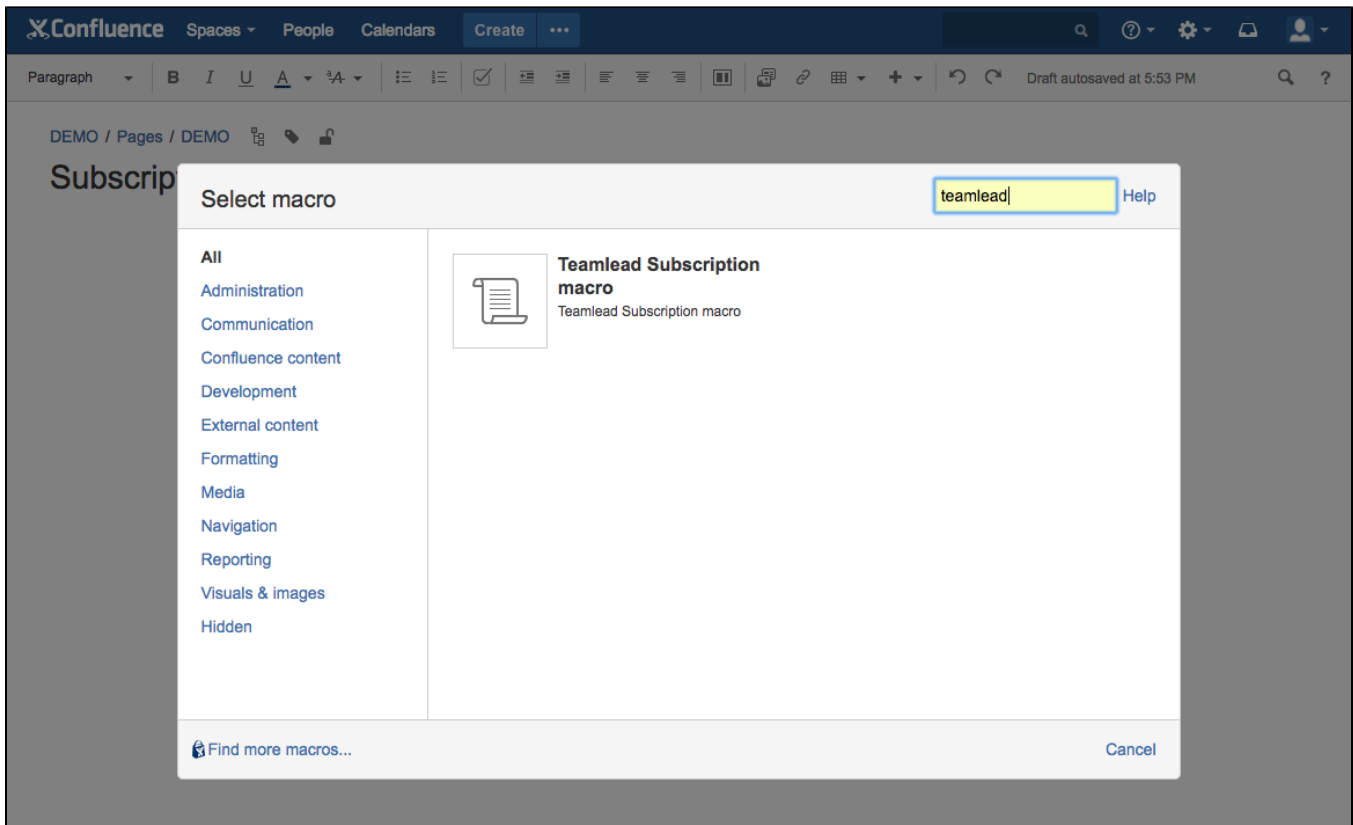
Version: 1.0.0

Vendor: Teamlead

Add-on key: ru.teamlead.confluence.plugins.toolkit-confluence

4 of 4 modules enabled

Create a new page or click on Edit page and add a macro 'Teamlead Subscribtion macro'.



Input an URL where CRM is located and CRM's superuser. New contacts will be added and existing contacts will be edited on behalf of this superuser.

### Edit 'Teamlead subscription macro' Macro

Teamlead Subscription macro

crmJiraUrl \*

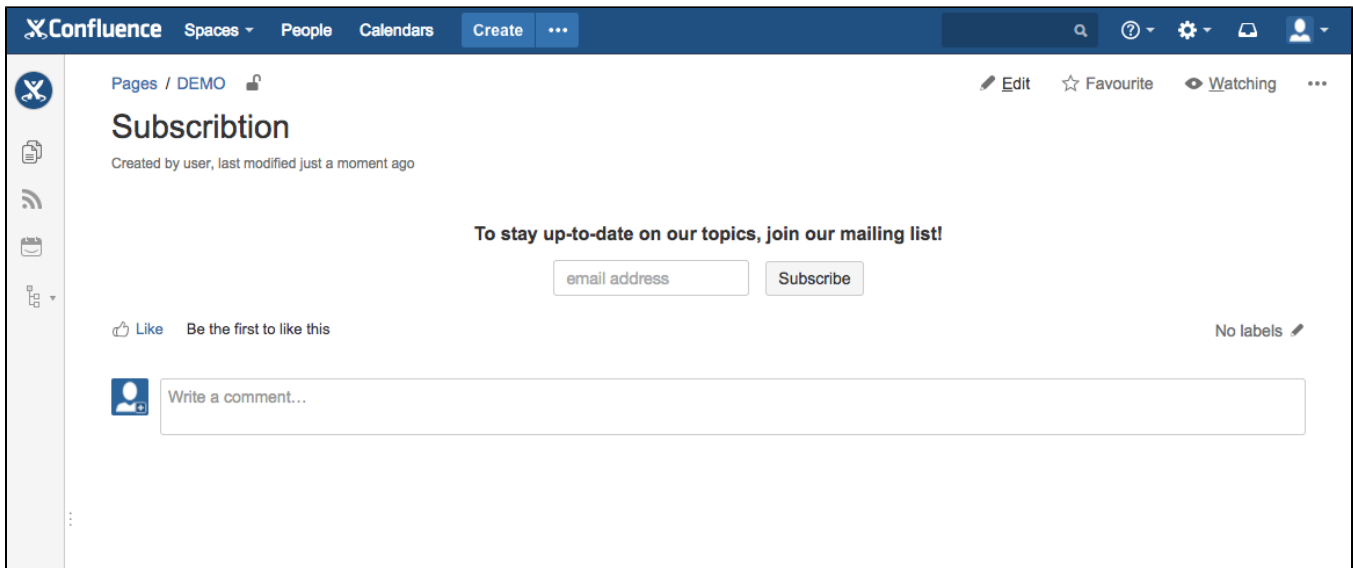
userName \*

Preview

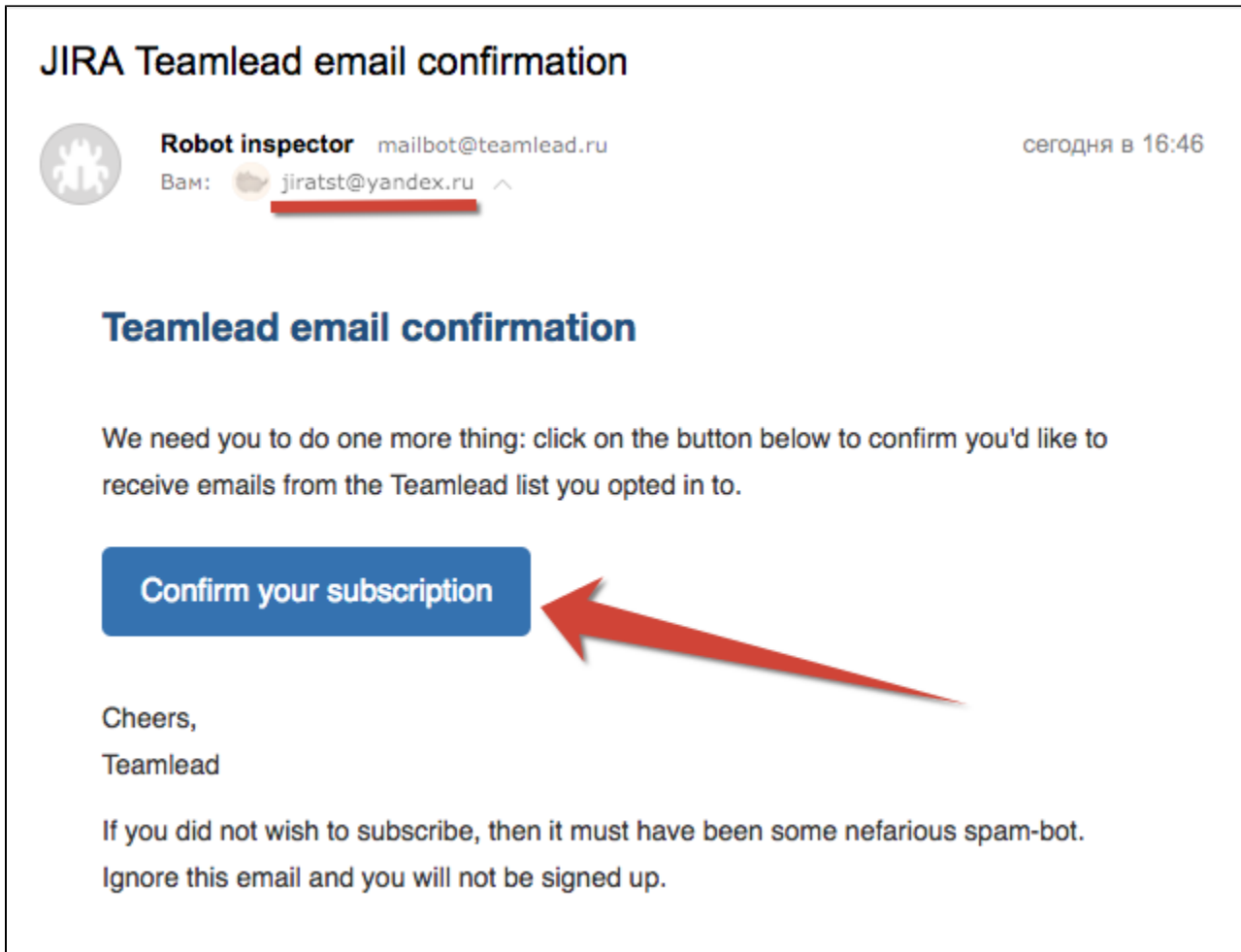
**To stay up-to-date on our topics, join our mailing list!**

[Select macro](#)

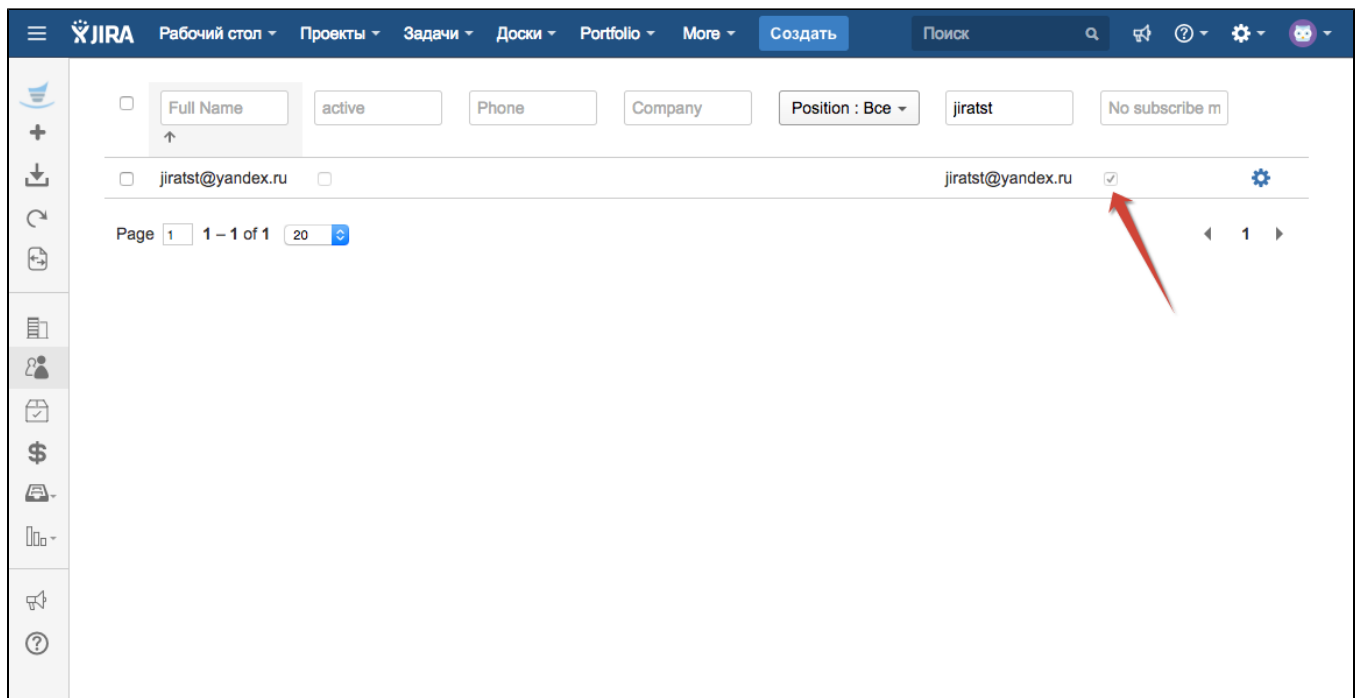
Confluence page looks like this:



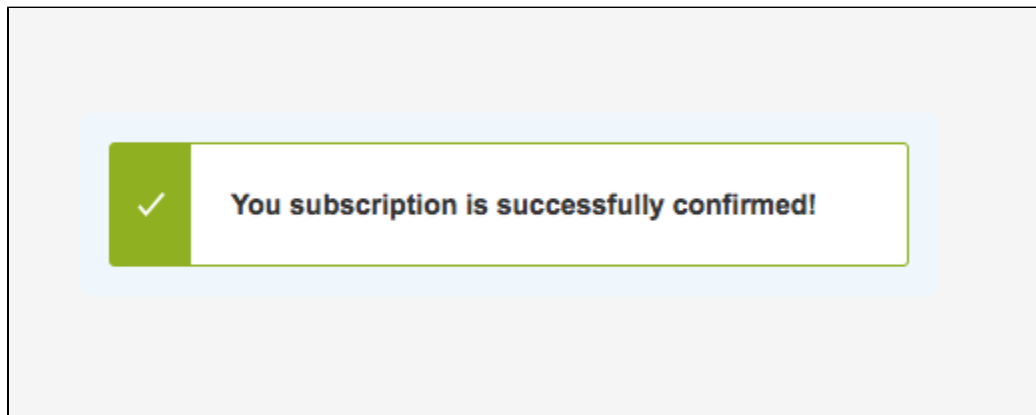
The user types in email address and presses 'Subscribe' button. On this email notification with confirmation link will be send.



If contact with this email doesn't exist in your CRM new contact will be created with 'No subscribe me' checkbox enabled.



After Subscription Confirmation by user, confirmation message appears:



And newly created contact in CRM changes 'no subscribe me' status to disabled. If the contact already presents in your CRM Contacts directory, this contact as well will be added to your mailing list by un-checking the checkbox 'no subscribe me'.

JIRA Рабочий стол Проекты Задачи Доски Portfolio More Создать Поиск

Full Name active Phone Company Position : Все jiratst No subscribe m

jiratst@yandex.ru jiratst@yandex.ru

Page 1 1 – 1 of 1 20

